



Quincy QST/B



QUINCY QST/B SERIES
ROTARY SCREW
AIR COMPRESSORS
15-50 HP

QUINCY QST/B SERIES

ROTARY SCREW COMPRESSORS 15-50 HP



LARGE ROTORS MEAN LONGER LIFE AND BETTER EFFICIENCY

Quincy QST and QSB series of rotary screw air compressors are equipped with large-diameter, high-efficiency rotors. Large rotors mean the QST and QSB can run at slower speeds for extended air end life and quiet, economical operation.

For added economy, these units feature a continuous run, "load/no load" control system. The QST and QSB are completely user-friendly. Every feature has been designed with your convenience in mind. For instance, the QST offers the system flexibility of a tank-mounted unit, while the QSB base-mount is ideal for installations where space is tight and those where air storage is not a concern.

Quincy designed the QST/QSB with fewer external piping connections, so maintenance concerns are reduced. Easy serviceability is assured with quick-change separators, quick-release cabinet latches, and convenient access to routine maintenance areas.

The QST and QSB are manufactured in Bay Minette, Alabama in one of the most technologically advanced compressor plants in the world. They're precision-engineered, quality-built, and ready to perform in virtually all applications. The QST and QSB are two more reasons why Quincy compressors are undeniably the world's finest.

QUINCY QST/B SPECIFICATIONS & ENGINEERING DATA

CFM at various pressures*						
Horsepower	15	20	25	30	40	50
100 psi	62	86	115	140	186	235
125 psi	48	73	105	121	162	206
150 psi	-	64	87	109	136	187
Approximate shipping weight of base unit (lbs)						
Horsepower	15	20	25	30	40	50
Base-mounted	1300	1400	1500	1500	1600	1700
Tank-mounted	1600	1700	1800	1800	2000	2200
Approximate dimensions**						
	Base-mount w/o cabinet	Base-mount w/cabinet	Tank-mount w/o cabinet	Tank-mount w/cabinet		
Height	45"	45"	75"	75"		
Width	34"	42"	34"	42"		
Length	64"	64"	80"	80"		

*Consult factory for 50-cycle performance data.

**See the QST and QSB factory certified drawings for exact dimensions.



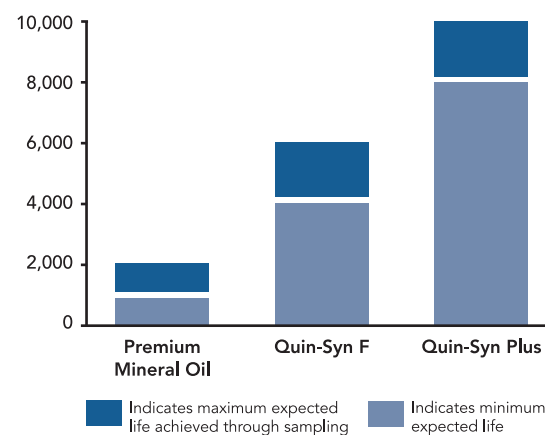
QUIN-SYN synthetic lubricants are technically perfect for Quincy compressors. Uniquely formulated for the Quincy products you trust, Quin-Syn will help keep them running smoothly for years to come.

Quincy offers a lubricant system analysis program to all Quin-Syn users. Be sure to ask your distributor for details.

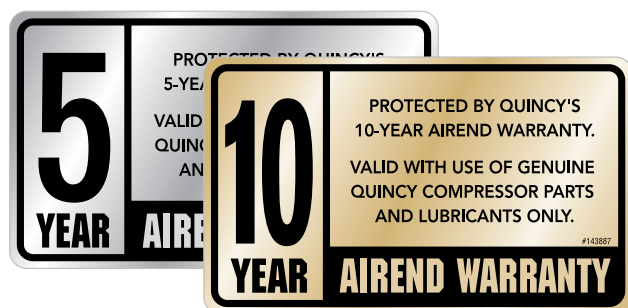
NON-TOXIC

All Quin-Syn products are non-toxic and not considered hazardous under OSHA Hazardous Communication Standard 21 CFR1910.1200. They carry no hazardous labels or warnings under that standard.

EXPECTED LUBRICANT LIFE at normal operating conditions



QUINCY AIREND WARRANTY

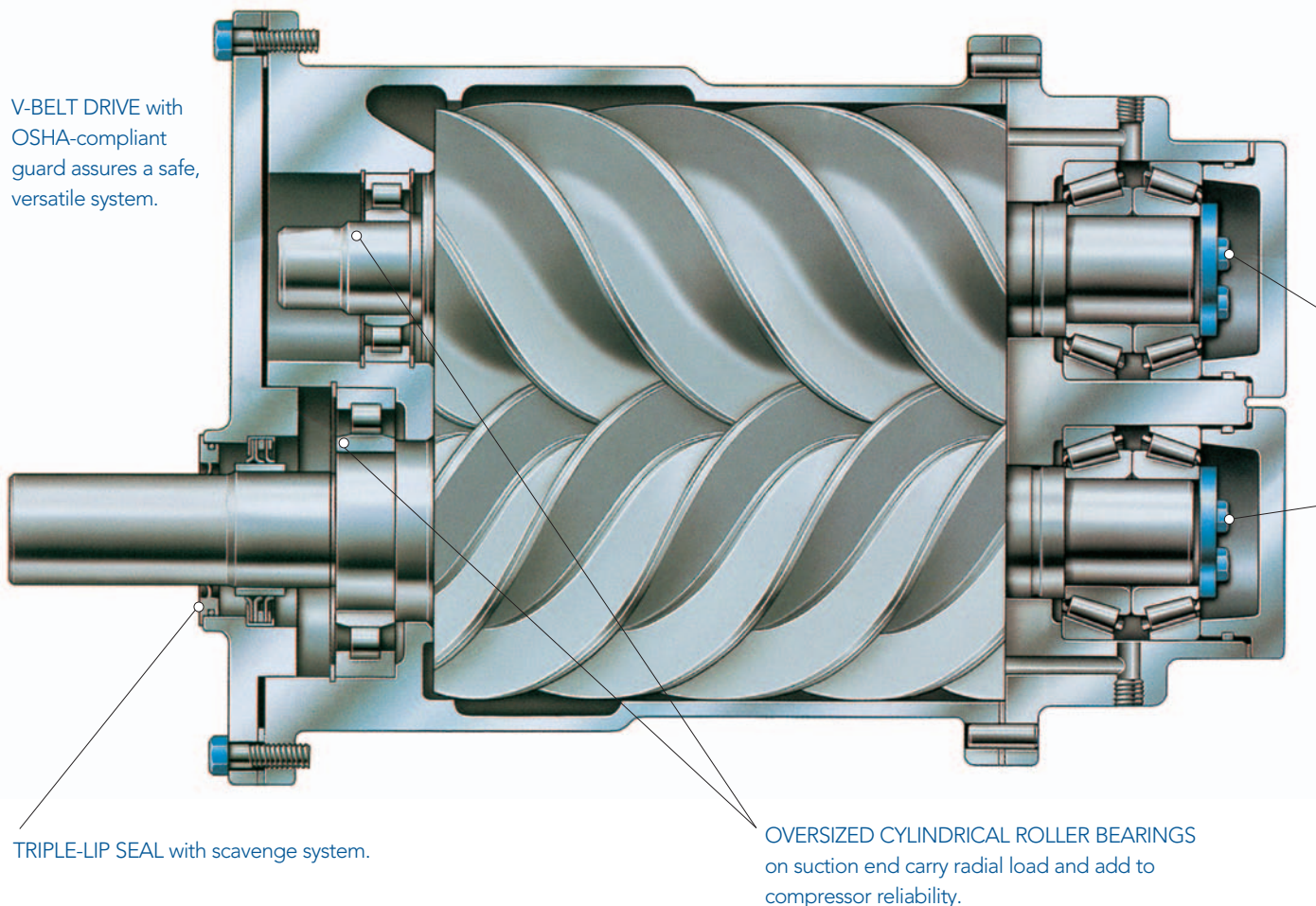


When it comes to reliability, everyone is making the same promise. But when it comes to keeping the promise, Quincy Compressor stands alone. This is why we have introduced our exclusive five- and 10-year airend warranties that cover both parts and labor. Reliability is about confidence, performance, and trust - everyday. Our warranty program is how we're keeping our promise of reliability for the next five or 10 years.

QUINCY QST/B SERIES

INSIDE THE QST/B

Large, 127mm rotors mean slow-speed operation for maximum airend life and quiet, economical operation.



OTHER STANDARD FEATURES

- Cast-iron construction
- Across-the-line full voltage starters
- Factory fill of Quin-Syn full synthetic lubricant (food grade available at no extra charge)
- Spin-on, 12-micron absolute, micro-fiberglass lubricant filter with full-flow bypass
- Lubricant thermal valve
- Air discharge check valve
- Air/oil reservoir safety valve
- Control line filter (with auto-dual control)
- High Air Temperature (H.A.T.) shutdown protection

OPTIONS

- Modulation with percent capacity gauge
- Auto-dual control
- Remote-mounted separator indicator
- Air filter indicator
- Heavy-duty intake filter
- NEMA 4
- 200, 230, or 575 volt motors
- 50 cycle
- TEFC and high-efficiency motors
- Wye-Delta reduced voltage starting
- Low sound enclosures
- Water-cooled oil cooler and aftercooler
- Lead/lag control

QUALITY FEATURES PERFORMING QUALITY FUNCTIONS

Easy-to-read instrument panel features large, 2-1/2" dampened movement analog gauges for air discharge pressure, temperature and separator differential pressure. Other standard indicators include power light, hour meter and selector switch.



Full enclosure for cool, quiet, safe operation – also allows easy installation of heat recovery ducting.

Combination over/under aftercooler and fluid cooler is designed to capture maximum cooling air flow, allowing operation in ambient temperatures up to 115° F with a 15° F approach. Single-piece design allows easy, efficient cleaning.

Continuous run with total closure inlet valve minimizes operating costs by incorporating load/no load controls.

Belt-drive tensioning is maintained through a heavy-duty, easily adjustable motor platform.

Computer-driven test equipment checks static and rotating parts before assembly, using Statistical Process Control (SPC) to assure close tolerances for maximum airend quality and efficiency.

Optional electronic controls with modulation and auto-dual control. Maintenance indicators monitor machine functions for your peace of mind.

BACK-TO-BACK DUPLEX TAPERED ROLLER BEARINGS on the discharge end supply superior radial and axial load-carrying capability for reliability and long airend life.

ARE YOU COMPARING APPLES TO ORANGES WHEN IT COMES TO SEPARATION SYSTEMS?

Lubricant carryover can be measured in two ways. The first method measures the lubricant carryover downstream from the aftercooler, moisture separator, and drain trap. The amount of carryover is normally stated in parts per million (ppm) and is typically in the 3-5 ppm range. Most compressor manufacturers publish carryover rates based on this information, and while it is a relatively accurate measure of downstream lubricant carryover (relative because the effectiveness of the moisture separator and trap at lubricant removal will vary with the ambient air conditions), it measures only 1/3 to 1/4 of the actual lubricant passing through the separation system.

Lubricant make-up, the second method and the one Quincy has traditionally used, measures the total amount of lubricant lost in both the downstream air system and through the moisture separator and trap. This method provides a much more accurate account of lubricant loss.

Don't be misled. Quincy's QST and QSB product use a unique, highly efficient separation system and molded media separator element that keeps lubricant make-up under 3 ppm and, remarkably, lubricant carryover under 1 ppm.

So be sure you're comparing apples to apples. When we say low lubricant carryover, that's exactly what we mean – by anyone's definition.

QUINCY QST/B SERIES

YOUR “BEST PRACTICE” FOR ENERGY SAVINGS

Optimize Your Compressed Air System:

- Reduce Energy Consumption
- Stabilize System Pressure
- Enhance Product Consistency
- Improve Plant Productivity



A PERFORMANCE AND FINANCIAL ANALYSIS

In order to stay competitive in the global market, you need partners that offer proven “Best Practice” solutions. More than promises of energy efficiency, you need revenue accountability – and Quincy’s “Best Practice” standards for compressed air deliver profitable results.

BEST PRACTICE STANDARDS

Industry Examples	Compressor kWh per Industry Metrics
Aluminum Can Manufacturing	258 kWh per 100,000 cans
Foam/Plastic Cup Manufacturing	290 kWh per thousand cups
Pulp and Paper Mill w/Woodyard	115 kWh per ton of paper
Corrugated Box Plant	640 kWh per million sq. ft.
Rubber Products Manufacturing	1088 kWh per 1000 tires


The generation of compressed air accounts for 10% of the total industrial energy used in the United States. Our “Best Practice” standards allow you to compare your facility to the most efficient compressed air systems in similar industries.

COST SAVINGS OPPORTUNITY

EQ Rating	50 hp system	100 hp system	500 hp system
85%	\$ 3,552	\$ 7,103	\$ 35,516
75%	\$ 5,327	\$ 10,655	\$ 53,274
65%	\$ 7,991	\$ 15,982	\$ 79,911

Note: Calculated @\$0.05 /kWh.

It’s the application of the patent pending Quincy Efficiency Quotient (EQ™) that allows us to quickly and accurately define the potential energy savings in your plant. And it’s the profitable results that will make Quincy your “Best Practice” partner for energy savings.



QUINCY’S COMMITMENT TO EFFICIENT & COMPETITIVE INDUSTRY IN AMERICA

Efficiency is critical to success in the global marketplace and Quincy’s commitment to efficiency is leading to innovative solutions that give American industry a competitive edge.

Quincy’s extensive distributor network understands the global challenges you face everyday. And because Quincy’s distributors are independent businesses with ties to your community, they are committed to your success.

AIR TREATMENT PRODUCTS

QUINCY FILTERS



- Particulate
- Coalescers
- Absorbers
- Moisture Separators
- High temperature design available
- High pressure design available
- 5 micron to 0.01 micron particulate removed
- 5 ppm to 0.003 ppm liquid carryover
- 1/4" to 3" NPT aluminum housings
- 3" to 12" flanged steel housings
- Delta P gauge
- Auto drain
- Color-coded glass filled nylon end caps
- Push-to-fit element design
- Low pressure drop/high efficiency
- 10-year housing warranty



QUINCY DRAINS



QMAT - Electronic No Loss Drains

- Reliable
- Robust
- Save energy
- Low maintenance
- Flexible

ETD - Electronic Timer Drains

- Simple
- Reliable
- Affordable
- Adjustable open time
- Adjustable cycle time
- 1/4" and 1/2" NPT
- Large 7/16" orifice

PNEUMATIC - No Loss Drains

- Save energy
- Operate on demand
- Low profile
- See-through vessel
- Forgiving
- Large capacity
- Ideal for use with condensate purifiers

QUINCY CONDENSATE PURIFIERS



- Replaces the old gravity separators
- Removes all compressor lubricants, including polyglycol emulsions
- Lightweight, easy change, disposable filter cartridge
- Versatile size range allows for single or multiple-unit configurations
- Clean, carbon-free filter media

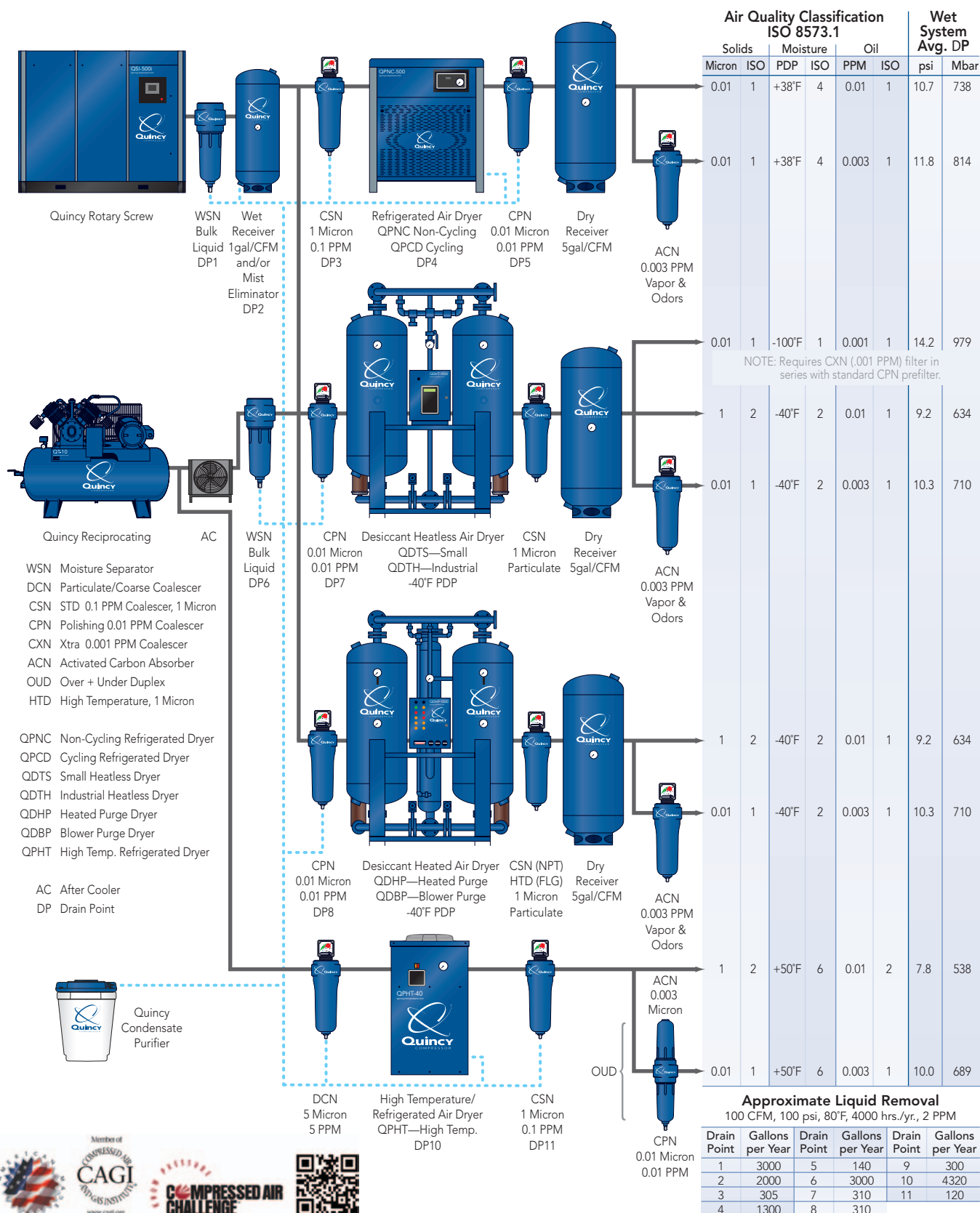
QUINCY REFRIGERATED AIR DRYERS



- High temperature, cycling & non-cycling designs
- Environmentally friendly refrigerants
- Two-valve balanced system on all units
- High performance heat exchangers
- Microprocessor control
- Easy access, powder-coated cabinets
- Fully instrumented



COMPRESSED AIR SYSTEMS BEST PRACTICE



©2010 Quincy Compressor. All rights reserved. Printed in U.S.A. (QSB-012 06/10)