



701 S Ridge Avenue, Troy, OH 45374  
1-888-4HOBART • www.hobartcorp.com

## MG1532 MIXER-GRINDER

### STANDARD FEATURES

- 150 pound hopper capacity
- Double wall construction
- 7.5 H.P. grind motor and 1 H.P. mix motor
- 8-foot cord and plug power connection
- Separate mix and grind motors
- Pneumatic foot control
- Hand removable and interchangeable seals
- Counterbalanced lid
- Double-sealed push button control panel with condensate heater
- Easy access hopper interior and exterior surfaces


### ACCESSORIES

- #32 Stay-Sharp knife and plates

### MODEL

- MG1532 – Mixer-Grinder

Specifications, Details and Dimensions on Reverse Side.



MG1532 MIXER-GRINDER

# MG1532 MIXER-GRINDER



701 S Ridge Avenue, Troy, OH 45374  
1-888-4HOBART • www.hobartcorp.com

## SPECIFICATIONS

**GENERAL:** The MG1532 has a 7.5 H.P. grind motor, 1H.P. mix motor and an 8-foot length cord and plug power connection. Casters, air-drive foot switch, drain pan and splash shield are standard. Available voltages are 208/60/3 and 480/60/3.

**ELECTRICAL CONTROLS:** Electrical controls consist of front mounted water resistant switches, magnetic contactors, dual motor overload protection and foot switch operation capability. An electrical interlock switch is provided. Whenever the hopper lid is opened, power to the motors is shut off. The hopper lid must be in its proper operating position before the motors can be started.

**CAPACITY:** The MG1532 Mixer-Grinder hopper has meat capacity up to 150 pounds depending on the type of product. The grinding rate is 35-40 pounds of fresh boneless meat per minute through  $\frac{1}{8}$ " plate. The MG1532 is for fresh or frozen meat tempered to 26°F. or higher and can be in flake or stick form.

**GRINDING END:** The mixer-grinder is equipped with a "Wedge cylinder" grinding end. This grinding end is sized for #32 knives and plates (not included but optionally available).

**STAY-SHARP KNIFE & PLATES:** The Hobart Stay-Sharp knife & plates are made from an alloy steel that holds its edge longer than standard carbon steel. Stay-Sharp plates also can be resharpened many more times than regular plates. These two features allow a substantial lifetime cost benefit with the Hobart Stay-Sharp plates.

**FEEDING SYSTEM:** The MG1532 is powered by two separate drive systems. A 1 H.P. motor drives the heavy-duty steel mixing arm. The arm rotates at 23 rpm and can easily be removed from the hopper for cleaning. The conveyor screw extends the full length of the hopper and cylinder. The screw rotates at a speed of 216 rpm. By depressing the MIX/GRIND START button both the mixing arm and the screw are operated. Both mixing and grinding are stopped when the STOP switch is depressed.

**CLEANING:** The mixing arm, conveyor screw, cylinder, and conveyor screw drive-shaft seal and mix arm seal are removable from the mixer-grinder for cleaning.

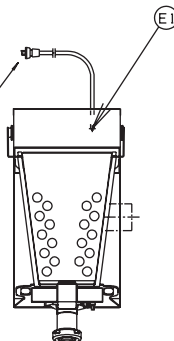
**SPECIAL EQUIPMENT:** When the MG1532 is used with a side feed as a second cut machine, an adapter ring is required to attach to Hobart grinders, and special adapters are required to attach to other makes. When ordering a side-feed adapter for non-Hobart grinders, specify knife and plate size. When ordering an adapter ring for a Hobart grinder, specify grinder model number.

**FINISH:** The mixer-grinder consists of glass bead finished stainless steel hopper, stainless steel panels to enclose the base assembly and motors. The end ring and cylinder are stainless steel. The mixing arm and conveyor screw are tinned. The casters are stainless steel and nickel-chrome plated.

## DETAILS AND DIMENSIONS

POWER CORD SUPPLIED AS STANDARD (LENGTH APPROX. 8 FT.) REQUIRES A WATER TIGHT RECEPTACLE OR CONNECTOR (SELECT BY VOLTAGE-SEE CHART). RECEPTACLE SHALL BE INSTALLED IN A TYPE FD CONDUIT BOX.

VOLTAGE	NEMA CONFIGURATION		
	PLUG	CONNECTOR	RECEPTACLE
208/60/3	L15-30P	L15-30R	L15-30R
480/60/3	L16-20P	L16-20R	L16-20R



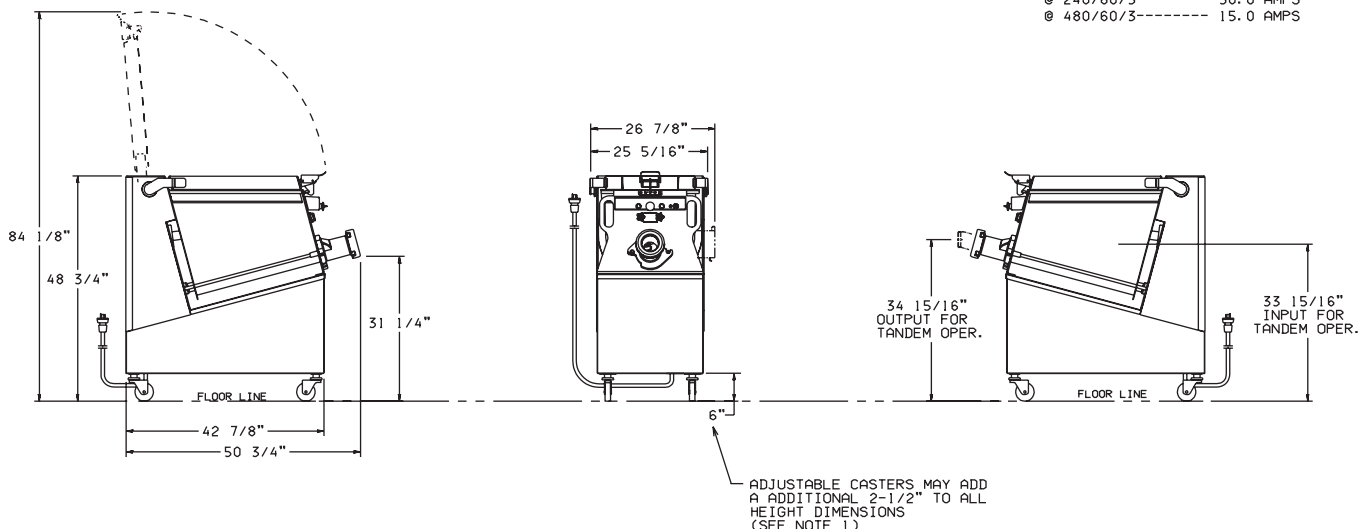
### WARNING

ELECTRICAL & GROUNDING CONNECTIONS MUST COMPLY WITH THE NATIONAL ELECTRICAL CODE AND/OR OTHER LOCAL ELECTRICAL CODES IN FORCE.

E1-ELECTRICAL CONNECTION

### SPECIFICATIONS FOR MODEL MG1532

GRIND MOTOR----- 7-1/2 HP.  
MIX MOTOR----- 1 HP.  
RATED AMPS @ 208/60/3----- 30.0 AMPS  
@ 240/60/3----- 30.0 AMPS  
@ 480/60/3----- 15.0 AMPS



As continued product improvement is a policy of Hobart, specifications are subject to change without notice.