



Screw Compressors

S Series

Capacities from: 8.8 to 89 cfm
Pressures from: 80 to 217 psig

www.kaeser.com

SX, SM, and SK Series

Built for a lifetime.™

KAESER COMPRESSORS' SX, SM, and SK series of rotary screw compressors are the perfect solution for smaller compressed air systems. Not only do these compressors deliver more compressed air for sustainable energy savings, they also combine ease of use with exceptional reliability and simple maintenance.

Innovation you can trust

With a cutting edge research and development team committed to building industry-leading products, KAESER continues to deliver better solutions to meet our customers' compressed air needs. KAESER's expertise and world-wide reputation for superior reliability and efficiency offer great performance and peace of mind.

Rugged reliability

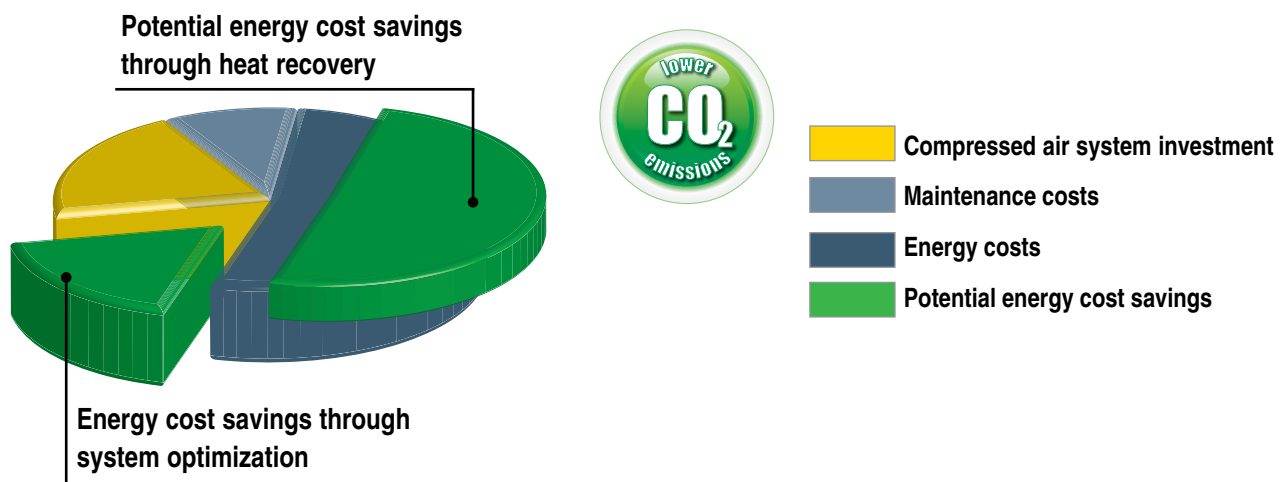
KAESER's screw compressors meet our rigorous "built for a lifetime" standard. Designed and built with KAESER's generations of compressed air experience, you can rest assured that these compressors will continue to deliver the air you need with the exceptional reliability you expect from a KAESER COMPRESSOR.

Service-friendly

From the ground up, these compressors have been designed with the user in mind. Fewer wearing parts and using premium quality materials ensure reduced maintenance requirements, longer service intervals, and extended service life. A smart component layout with generously sized maintenance doors simplifies service and reduces downtime.

Guaranteed efficiency

In our systems design approach, KAESER chooses the components that work together in the most energy efficient way possible. Each and every component — from inlet filter to discharge flange — has been carefully designed with performance in mind. In fact, the S series are up to 30% more efficient than the competition. With KAESER's superior system controls, we guarantee an effective system with lower operating costs.



Service-friendly design

The SX, SM, and SK series rotary screw compressors feature an open package layout. All of the major components are easily accessible, reducing preventive maintenance time by as much as 50% when compared to other similarly sized units.

When you consider the energy efficiency savings and the maintenance costs savings, it's clear that owning a Built for a lifetime™ KAESER COMPRESSOR will save you money, year after year.

Maintenance reminders on controller

Cartridge style 1 micron inlet filter

Side panel windows to view fluid level and test the auto drain (on T versions and AIRCENTERS)

Single piece, multi-ribbed belt. SM and SK units also include an automatic tensioner

SK 20

Easy single panel access for routine service

Cleanable filter mat on coolers (not shown)

Designed for reliability, simplicity, and performance



SIGMA PROFILE[®] air end

Our power-saving, proprietary air end design delivers pressures up to 217 psig. It is precision-machined to close tolerances and optimized in size and profile to match the low air end speeds with their best specific performance.



TEFC motor with reduced voltage starter

Premium-efficiency, totally enclosed, fan cooled (TEFC) motors with Class F insulation provide long life in harsh environments. Magnetic Wye-Delta reduced voltage starters ensure low starting current and smooth acceleration. Tri-voltage 208-230/460 or 575 V, 3-phase, 60 Hz is standard. Other voltages are available.



Double-flow cooling fan

Our patent-pending double-flow fan design increases air flow through the unit while reducing overall power requirements and sound levels.

Belt drive with automatic tensioning

A ribbed single belt drive efficiently transfers power from motor to air end. The SM and SK series feature our unique automatic tensioning device that maintains proper tension to maximize energy efficiency, prolong belt life, and simplify routine maintenance. The belt tension can easily be verified through a window in the service panel.



High efficiency coolers with filter mat

Conveniently located on the outside of the unit, our standard high efficiency coolers provide maximum cooling resulting in approach



temperatures as low as 11°F for more moisture separation at the compressor discharge and better air quality. A filter mat simplifies cooler maintenance. Dirt and dust build up on the outside of the filter, where it is easily seen and removed. This extends cooler service intervals and increases thermal reserve for harsher conditions.

Efficient separator system

A three-stage separator (ASME or CRN) combines centrifugal action and a 2-stage coalescing filter to reduce fluid carry over to 2 ppm or less. Quick release fittings, drain and fill ports are arranged for fast and easy fluid changes from sump and cooler without any pumping device. The easy-to-read fluid level indicator can be safely checked through a window in the service panel while the compressor is running.



Enclosure

Our superior cabinet design reduces noise and footprint while offering easy access for service. A heavy-duty metal enclosure with a durable powder-coated finish keeps noise in but dirt and dust out. Thick sound insulation keeps sound levels as low as 61 dB(A), up to 10 dB(A) quieter than comparable units.

Lockable panels provide easy access to all maintenance items. Electrical components are housed in a spacious, ventilated control cabinet. Wiring is neatly arranged and terminals are clearly identified.

Internal and external vibration isolators eliminate stress on piping and wire connections, further increasing reliability.

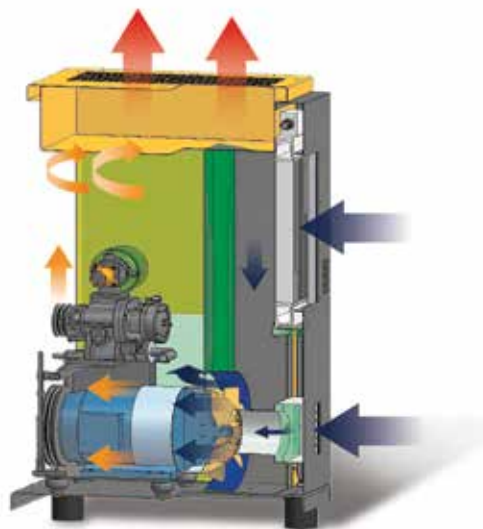
Fluid cooling system

All units are filled with KAESER Premium Fluid to cool, clean, and lubricate the airend. A thermostatically controlled combination valve ensures perfect fluid temperature regulation and incorporates a cooler by-pass and spin-on fluid filter. Main air and fluid lines are made of rigid pipe with flexible connections. A 10 micron spin-on fluid filter is within easy reach of the front cover. This filter extends fluid life and protects the airend.

Optimized air flow design

Air is drawn into separate cooling zones for the drive motor and coolers. This “split cooling” design eliminates pre-heating, increasing cooling efficiency without increasing power consumption. Cooler temperatures also promote longer lubricant and motor life. Cooling air is exhausted through a single port at the top of the cabinet. Ducting this air enables heat recovery and further reduces noise.

Air for compression enters through a separate grill on the right side of the cabinet. It is then filtered through a two-stage air intake filter. This filter protects the airend and extends fluid change intervals.



-  Fresh cooling air
-  Recirculated air
-  Exhaust air

The SX, SM, and SK units can be installed in a corner and still provide easy access for maintenance.



Intelligent control and protection

To protect your investment and ensure the most efficient operation possible, these compressors are available with our SIGMA CONTROL[®] 2. This intelligent controller comes standard with multiple pre-programmed control profiles so you can select the one that best fits your application. SIGMA CONTROL 2 monitors more than 20 critical operating parameters, shuts the unit down to prevent damage, and signals if immediate service is required. It also tracks preventive maintenance intervals and provides notice when PMs are due. An RFID sensor provides secure access and simplifies managing maintenance intervals. An SD card slot with included SD card enables fast, easy software updates, storing key operational parameters, and offers long-term data storage for analyzing energy consumption and compressor operation. SIGMA CONTROL 2 has superior communications capabilities. An Ethernet port and built-in web-server come standard in the controller making integration into the Sigma Network possible.

The optional SIGMA CONTROL 2 with communications port can be fitted with communication modules like ModBus, EtherNet/IP, Profibus[®], DeviceNet[™], Profinet[®], or other industrial communications interfaces as a plug-in option for seamless integration into plant control/monitoring systems.

Integrated dryer option (T models)

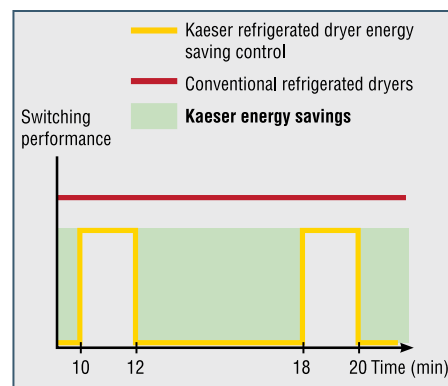
Premium compressed air quality

All SX, SM, and SK compressors are available with integrated refrigerated dryers sized for the full flow of the compressor. The dryer is located in a separate cabinet so it is not exposed to preheated air or contaminants from the compressor package.



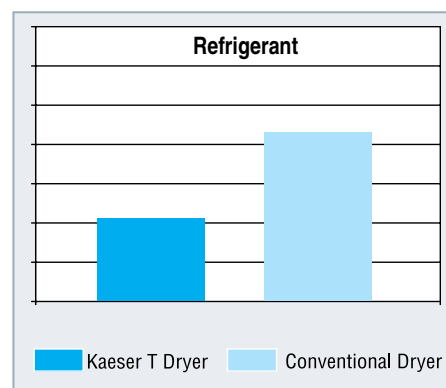
Eco-Drain

The integrated refrigerated dryer also features a zero loss Eco-Drain. The advanced level-controlled condensate drain eliminates the compressed air losses associated with solenoid valve control. This saves energy and considerably enhances the reliability of the compressed air supply.



Energy-saving control

The integrated refrigerated dryer in KAESER "T" units provides high efficiency performance thanks to its energy-saving control. The dryer is active only when compressed air actually needs to be dried. This approach achieves the required compressed air quality with maximum efficiency.



Climate friendly design

In addition to energy saving controls, our integrated dryers feature the new R-513A refrigerant with 56% lower global warming potential than common dryer refrigerants. Combined with our advanced heat exchanger design, we need only half the refrigerant — resulting in the most climate friendly dryer possible.

Complete compressed air systems

Life just got easier

Whether you prefer separate components or fully integrated packages, KAESER offers everything for a complete, high quality air system.

AIRCENTER

To simplify your compressed air system, KAESER offers the AIRCENTER. This unit combines essential system components in one easy-to-install package. AIRCENTERS come completely assembled and include a refrigerated dryer with automatic condensate drain, receiver tank, and an optional filtration package. These super quiet and energy efficient units are compact and perfect for installations where space is limited.



Duplex AIRCENTER



SM AIRCENTER

Technical specifications

Model	Operating Pressure (psig)	Capacity at Operating Pressure (cfm) ⁽¹⁾	Motor (hp)	Dimensions W x D x H (in.)	Weight (lb.) ⁽²⁾	Sound Level (dB(A)) ⁽³⁾
SX 3*	125	12.0	3	23¼ x 24 ⁷ / ₈ x 38¼	309	61
SX 3T*				23¼ x 36 x 38 ¹ / ₈	408	
SX 3 AIRCENTER*	160*	9.2		23¼ x 42 ⁷ / ₈ x 61 ³ / ₈	628	
SX 4	125	15.9	4	23¼ x 24 ⁷ / ₈ x 38¼	309	62
SX 4T	160	12.7		23¼ x 36 x 38 ¹ / ₈	408	
SX 4 AIRCENTER	217	8.8		23¼ x 42 ⁷ / ₈ x 61 ³ / ₈	628	
SX 5	125	21.2	5	23¼ x 24 ⁷ / ₈ x 38¼	320	63
SX 5T	160	17.0		23¼ x 36 x 38 ¹ / ₈	419	
SX 5 AIRCENTER	217	12.7		23¼ x 42 ⁷ / ₈ x 61 ³ / ₈	639	
SX 7.5	125	28.3	7.5	23¼ x 24 ⁷ / ₈ x 38¼	342	66
SX 7.5T	160	23.7		23¼ x 36 x 38 ¹ / ₈	441	
SX 7.5 AIRCENTER	217	18.7		23¼ x 42 ⁷ / ₈ x 61 ³ / ₈	661	
SM 7.5	125	32.5	7.5	24¾ x 30 x 43¼	485	65
SM 7.5T	160	26.5		24¾ x 43 x 43¼	650	
SM 7.5 AIRCENTER	217	19.4		24¾ x 48 x 67¾	926	
SM 10	125	45.9	10	24¾ x 30 x 43¼	529	67
SM 10T	160	37.1		24¾ x 43 x 43¼	695	
SM 10 AIRCENTER	217	27.5		24¾ x 48 x 67¾	970	
SM 15	125	55.4	15	24¾ x 30 x 43¼	529	68
SM 15T	160	45.9		24¾ x 43 x 43¼	695	
SM 15 AIRCENTER	217	35.7		24¾ x 48 x 67¾	970	
SK 15	125	70.6	15	29½ x 35¼ x 49½	688	67
SK 15T	160	59.0		29½ x 48¾ x 49½	853	
SK 15 AIRCENTER	217	45.9		29½ x 52½ x 74	1276	
SK 20	125	88.3	20	29½ x 35¼ x 49½	705	68
SK 20T	160	76.6		29½ x 48¾ x 49½	871	
SK 20 AIRCENTER	217	62.5		29½ x 52½ x 74	1294	

Specifications are subject to change without notice.

CAGI

Certified performance

Our compressors' energy efficiency has been tested and confirmed by an independent laboratory as part of the Compressed Air and Gas Institute's **Rotary Screw Compressor Performance Verification Program**. CAGI data sheets for our screw compressor units can be found at

www.us.kaeser.com/cagi



*SX 3 pressure limited to 160 psig.

⁽¹⁾ Performance rated in accordance with CAGI/ISO 1217 test code.

⁽²⁾ Weights may vary slightly depending on airend model.

⁽³⁾ Per ISO 2151 using ISO 9614-2.

Note: Other pressures available from 80 to 217 psig.

KAESER
COMPRESSORS®
Built for a lifetime.



Kaeser Compressors, Inc.
511 Sigma Drive
Fredericksburg, VA 22408 USA
Telephone: 540-898-5500
Toll Free: 800-777-7873
info.usa@kaeser.com

Kaeser Compressors Canada Inc.
3760 La Verendrye Street
Boisbriand, QC J7H 1R5 CANADA
Telephone: (450) 971-1414
Toll free: (800) 477-1416
info.canada@kaeser.com

Kaeser Compresores de México S de RL de CV
Calle 2 #123
Parque Industrial Jurica
76100 Querétaro, Qro.
Telephone: 01 (442) 218 64 48
sales.mexico@kaeser.com

Kaeser Compresores de Guatemala y Cia. Ltda.
3a calle 6-51, zona 13
Colonia Pamplona
01013-Guatemala City
Telephone: +502 2412-6000
info.guatemala@kaeser.com

