


M-8485Se

High Speed

OEM

Printer

- 12 ips Print Speed
- 16 MB Standard Memory
- 20 MB Optional Memory
- Advanced 32-Bit RISC Microprocessor Technology
- Plug-In Interface Modules
 - ⇒ RS232 - 57.6kbps
 - ⇒ Parallel - IEEE1284
 - ⇒ Ethernet - 10/100BaseT
 - ⇒ USB
 - ⇒ Twinax/Coax
- Full 5" Print Width
- Two Scalable Internal Fonts
- Downloaded TrueType® Fonts
- 17 Bar Code Symbologies
- Four 2D Bar Code Symbologies
- M-8400S and M-8485S Command Compatible
- Real Time Clock Standard



The M-8485Se, based on the popular M-8485S, is the industry's **first** "Plug and Play" printer capable of full high speed bi-directional communications. The printer has been designed with a large amount of on board memory and with the flexibility of adding additional flash and/or PCMCIA based memory upgrades to accommodate virtually any printing requirement.

The M-8485Se brings a new level of OEM printer performance to automatic label applicator systems. It utilizes the latest in 32-bit microprocessor technology, which allows for unparalleled performance in label throughput. This improved processor power combined with the new line of high speed interfaces results in a **virtually instantaneous "time to first label out"** regardless of the data content. When printing at the maximum speed of 12 inches per second, the M-8485Se is capable of handling the most demanding of labeling applications.

Designed with a modular interface slot, the M-8485Se allows for a wide variety of interface options to be easily installed and field upgraded. These bi-directional interfaces include a high speed IEEE1284 parallel (ECP), Ethernet port (10/100BaseT), RS232 (57.6Kbps) and Universal Serial Bus (USB). The applicator interface port has also been enhanced to enable the label applicator greater flexibility in print engine integration.

Designed specifically for integration into automatic print and apply systems, this compact, one piece printer requires less than 8.6 inches of clearance behind the mounting panel. The height, width and location of mounting holes are identical to the earlier SATO OEM print engines, making it easy to upgrade to the M-8485Se. Plus the M-8485Se is compatible with the programming commands for the M-8400S and the M-8485S, making it a simple drop-in replacement.

For reliable performance over extended periods of time, the M-8485Se was designed as a high duty cycle applicator print engine. It is not a repackaged tabletop printer. Even the heavy gauge steel enclosure was designed for production environments. Yet internal access for maintenance is simple. For the lowest maintenance costs, the M-8485Se maintains the unique user replaceable print head feature found in all SATO printers.

M-8485Se

High Speed

OEM

Printer

Printing Method:
Thermal Transfer/Direct Thermal

Printing Speed:
Up to 12" (300 mm) per second

Memory:
16 MByte Standard
4 MByte Flash Memory Module - Optional
16 MByte PCMCIA - Optional

Processor:
32-bit RISC/133Mhz

Print Resolution:
203 dpi (8 dots/mm)

Print Module:
0.005" (0.125 mm) square

Bar Code Symbology:
UPC-A, UPC-E, EAN-8, EAN-13, Code 39, Code 93, Code 128, Codabar, MSI, Bookland, Industrial 2/5, Interleaved 2/5, Matrix 2/5, Postnet, UCC/EAN 128, PDF-417, Maxicode, Data Matrix, QR Code

PCS Value:
75% minimum

Bar Code Ratio:
2:1, 3:1, 5:2

Bar Code Height:
Programmable

Human Readable Fonts:
12 proportional and mono-spaced fonts including OCR-A and OCR-B representations and an outline font. American and European characters, uppercase and lower case with descenders (code table 850)

Internal CG Triumvirate® and CG Times® fonts plus downloaded TrueType® fonts.
Scalable from 8 to 72 points

Character Expansion:
Up to 12 times, vertically horizontally, independently.

Flexibility:
360° rotation of bar codes and text; character expansion horizontally and vertically; RAM storage for special characters, dot-addressable graphics; sequential numbering. Form overlay for high speed editing of complex formats.

Media:
Die cut labels, plain paper face stock, SATO Standard or equivalent. Maximum unwind torque: 8 ft./lbs.

Media Size:
Min: 1" (25.4 mm) W x 0.25" (6 mm) L
Max: 5.25" (134 mm) W x 49.2" (1249 mm) L

Ribbon:
Max: 1968' (600 m) L x 5.25" (133 mm) W
4.5 micron, Face-In

Sensing:
Transmissive photo sensor for die cut labels. Reflective sensor for use with preprinted sensing marks. Automatic top of form setting.

Maximum Print Area:
5.0" (128 mm) W x 49.2" (1249 mm) L

Plug-In Interface Modules:
Selection of field installable Interfaces

- ⇒ RS232C (9600 bps - 57,600 bps)
- ⇒ Parallel - IEEE1284 (ECP)
- ⇒ Ethernet - 10/100BaseT
- ⇒ USB
- ⇒ Twinax/Coax

Graphic Support:
SATO Hex/binary format
PCX format
BMP format

Switches & Displays:
LCD Panel: 16 character x 2 line
Switches: LINE, FEED
LED Indicators: POWER, LABEL, ERROR, ONLINE
Configuration: DIP Switches

External Connectors:
Ext. (Applicator Interface): 14-pin Amp

Backfeed:
Adjustable, ± 10" (255 mm)

Dimensions (overall):
10.4" W x 16.1" D x 11.8" H
264 mm W x 417 mm D x 300 mm H

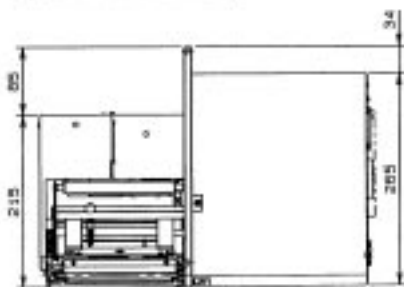
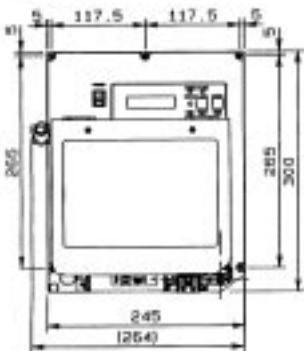
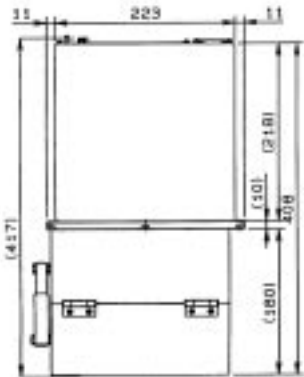
Weight:
25 lbs. (11.34 kg)

AC Power:
115V/220V (±10%), 50/60 Hz (±1%)
Autoswitching
Idling: 50 Watt
Operating: 700 Watt

Environment:
Operating: 41° to 104° F (5° to 40° C)
15-85% RH, non-condensing
Storage: -4° to 104° F (-20° to 40° C)
90% RH, non-condensing
ESD Immunity: 8Kv

Approvals:
FCC Class A, U/L, CSA, CE

ISO 9001
ISO 9002



SATO America, Inc.
www.satoamerica.com
e.mail: satosales@satoamerica.com